

# Parent Session 5: Beginning at the Beginning

**Hosted by**

**The Dyslexia Initiative**

- <https://www.thedyslexiainitiative.org/the-parent-sessions>

**Marvi Hagopian, Presenter**

**November 17, 2020**



## Parent Session 5: Benefits of Handwriting

### **Handwriting stimulates brain circuits responsible for:**

- Memory
- Attention
- Motor skills
- Language
- Reading
- Coordination of vision, memory, and fine motor skills.



## **Develop Fine Motor skills with these Tools/Activities:**


- A surface for chalk/markers/magnets/stickers
- Painting
- Beans to pick up and place in a container
- Chemical-free clay/playdough and tools (plastic knives, spoons, toothpicks)
- Paper to tear and crumple
- Tissue paper to roll into balls
- Using tongs to pick up items and put in containers
- Nuts and bolts
- Spray bottles
- Piggy bank and coins
- Using eye droppers
- Putting lids on containers
- Scissors
- Finger puppets
- Manipulating buttons, snaps, and zippers on clothing
- Attaching paperclips to card stock
- Clothes pins to strengthen fingers
- Stringing beads
- Finding the way through paper mazes
- Chop sticks.
- Connecting dots with arrows to form letters.

# How to Hold a Pencil

Hold pencil with a light grip.

1. Thumb holds pencil.
2. First finger rests on top of the pencil.
3. Pencil rests against third finger.

Left hand



Right hand



<https://www.scoilbarra.ie/correct-pencil-grip/>

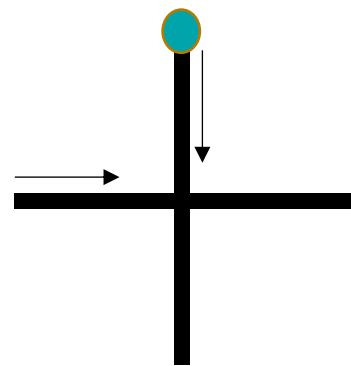
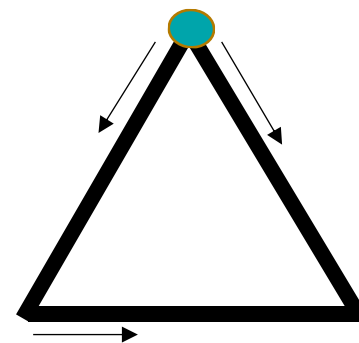
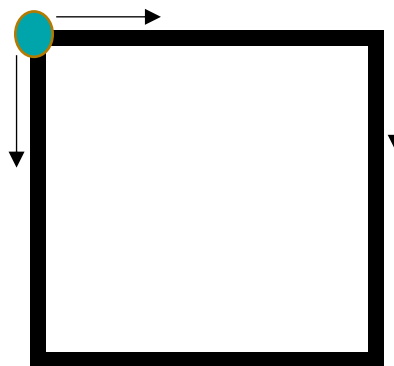
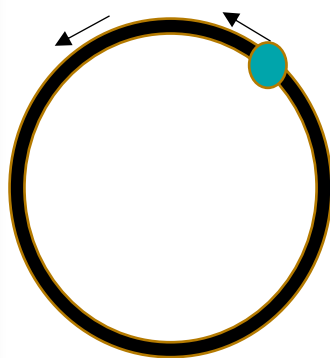
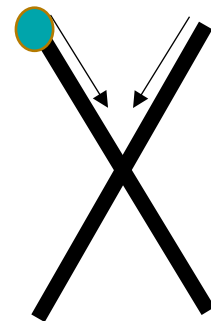
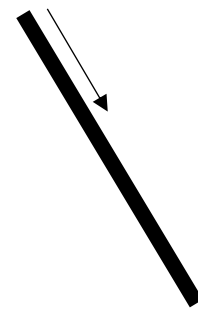
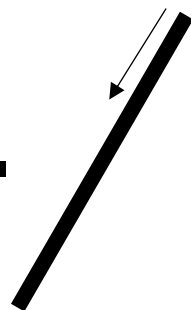
# Parent Session 5: Beginning at the Beginning

## Correct Pencil grip

Lil' Sprouts Kindergarten Prep

<https://www.youtube.com/watch?v=Eg6ggYR-aeY>

# Pre-Writing Strokes & Shapes:





# Parent Session 5

## Beginning at the Beginning

**Letter formation can be taught when your child can:**

1. Trace
2. Copy
3. Draw
  - Lines
  - Shapes



# Parent Session 5

## Beginning at the Beginning

### **The 3 cornerstones of beginning reading:**

#### 1. Letter Knowledge

- Recognition
- Naming
- Consonants/Vowels

#### 2. Awareness of Language/Sound Structure

- Words
- Syllables
- Rimes
- Phonemes

#### 3. Text Awareness (concepts of print/language development)



# Parent Session 5: Beginning at the Beginning

## Becoming Aware of Print

University of Nevada Cooperative Extension

Reading Rocket

<https://www.youtube.com/watch?v=2Yti78OGxg0>

# Parent Session 5: Beginning at the Beginning

## Concepts About Print

University of Nevada Cooperative Extension

<https://www.youtube.com/watch?v=OtP3iISvMQU>



# Parent Session 5

## Beginning at the Beginning

### Text Awareness: Concepts of Print

- Books have parts such as a front and back cover, spine, title page, and table of contents.
- Books are written by authors.
- Pictures are drawn by illustrators.
- Stories have a *beginning, middle, and end*.
  - Does your child know the meanings of these words?
- Print is used for different purposes.



# Parent Session 5

## Beginning at the Beginning

### **Text Awareness: Concepts of Print (continued)**

- Books are read:
  - For fun
  - To learn about the world
  - To spark our imaginations.
- Text is read from left to right, top to bottom.



# Parent Session 5

## Beginning at the Beginning

### **Text Awareness: Concepts of Print (continued)**

- The relationship between speech, print, and words is:
  - Speech is what we say.
  - Print represents the words we say.
  - Printed words have spaces between them.



# Parent Session 5

## Beginning at the Beginning

### **Text Awareness: Concepts of Print (continued)**

- There is a difference between letters, words, and sentences:
  - Letters represent sounds
  - Words convey meaning.
  - Sentences express a complete thought.
- Punctuation marks signal the end of a sentence:
  - Period (.)
  - Exclamation mark (!)
  - Question mark (?).

# Concepts of Print Print Bookmarks

## Concepts of Print

thedyslexiainitiative.org

- Books have parts, such as a front and back cover, spine, title page, and table of contents.
- Books are written by authors.
- Pictures are drawn by illustrators.
- Stories have a beginning, middle, and end.
- Print is used for different purposes such as shopping lists and advertising.
- Books are read:
  - for fun.
  - to learn about the world.
  - to spark one's imagination.
- Text is read from left to right, top to bottom.
- The relationship between speech, print, and words is:
  - Speech is what we say.
  - Print represents the words we say.
  - Printed words have spaces between them.
- There is a difference between letters, words, and sentences.
  - Letters represent sounds.
  - Words convey meaning.
  - Sentences express a complete thought.
- Punctuation marks signal the end of a sentence:
  - period (.)
  - exclamation mark (!)
  - question mark (?)

a b c d e f g

## Concepts of Print

thedyslexiainitiative.org

- Books have parts, such as a front and back cover, spine, title page, and table of contents.
- Books are written by authors.
- Pictures are drawn by illustrators.
- Stories have a beginning, middle, and end.
- Print is used for different purposes such as shopping lists and advertising.
- Books are read:
  - for fun.
  - to learn about the world.
  - to spark one's imagination.
- Text is read from left to right, top to bottom.
- The relationship between speech, print, and words is:
  - Speech is what we say.
  - Print represents the words we say.
  - Printed words have spaces between them.
- There is a difference between letters, words, and sentences.
  - Letters represent sounds.
  - Words convey meaning.
  - Sentences express a complete thought.
- Punctuation marks signal the end of a sentence:
  - period (.)
  - exclamation mark (!)
  - question mark (?)

a b c d e f g



# Parent Session 5: Summing Up

## Handwriting Improves:


- Memory
- Attention
- Fine motor skills
- Language
- Reading Acquisition





**Parent  
Session 5:  
Summing  
Up**

**Text Awareness: How Print Works**



**Concepts of Print**



## **Parent Session 5: Beginning at the Beginning**

### **Assignments:**

- 1. Visit the Links on The Dyslexia Initiative website.**
- 2. Use the Concepts of Print bookmark.**
  - Determine what your child knows.
  - Teach concepts your child is still learning.



## Parent Sessions 5, and 6 Upcoming Schedule

### **Parent Session 6, 01/12/2021:**

The importance of reading aloud to children:

- Background Knowledge
- Vocabulary Development



# Parent Session 5: Beginning at the Beginning

## Wrap-Up Chat

1. Ask questions.

2. Address concerns.

3. Make comments.

4. Get to know each other.